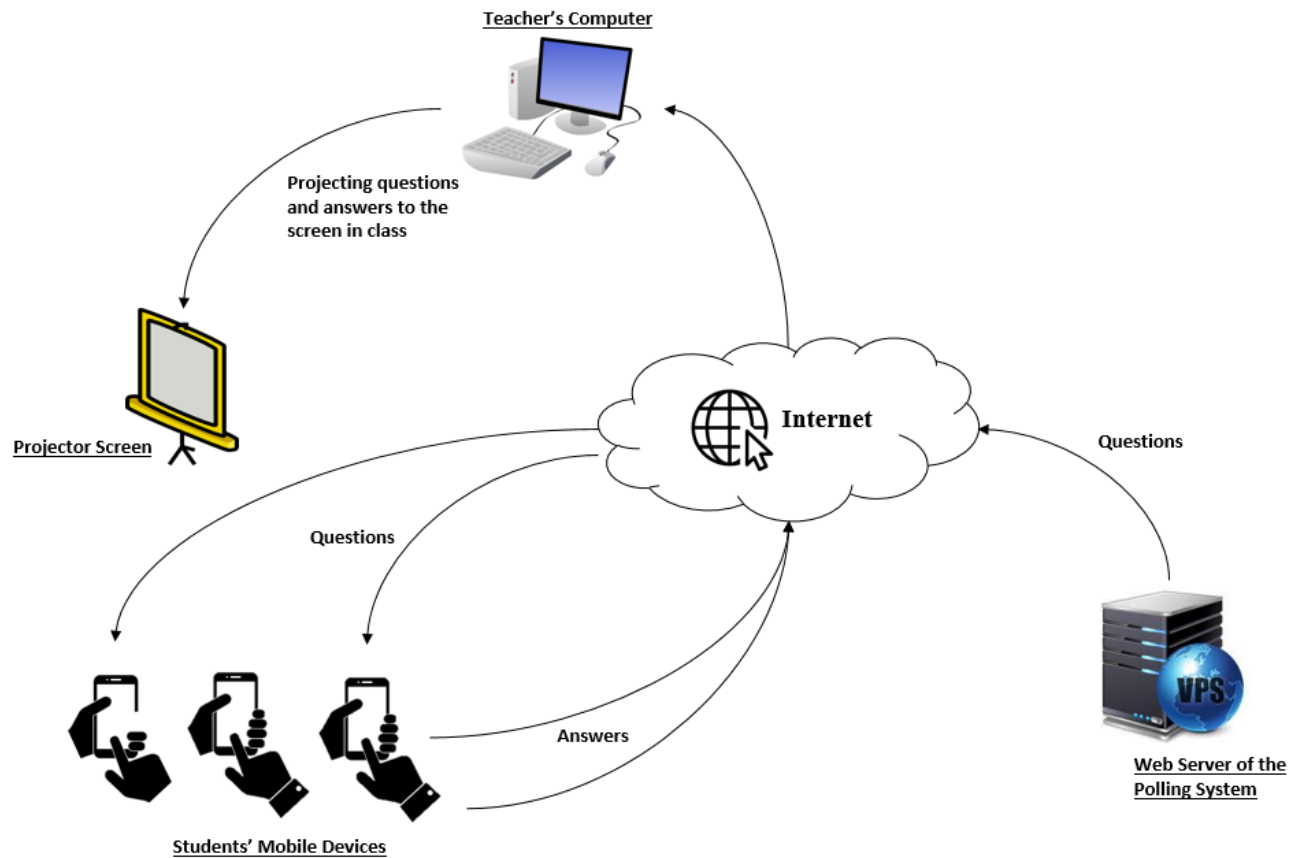


Using Student Response Systems (SRS) in Higher Education using The Student-Led Approach

Dr. Adam WONG@, Dr. Jack WU & Dr. Man Fung, LO
School of Professional Education and Executive Development
The Hong Kong Polytechnic University

SRS - System Configuration



SRS - Polling in session



Research Motivation

- Existent Research Literature
 - Student performance in the subject(s) being taught
 - Student perception of the SRS being used
 - Moderating factors to the effectiveness of the SRS
- The SRS can be a useful tool in real-life situations
- Few Research on Student Competency in using SRS as a presenter

Research Method

- IT Students who were studying Management Information System (MIS)
- Students had to create two polls in their group project presentations
- A survey on their perception of the SRS for this subject

Project Presentations

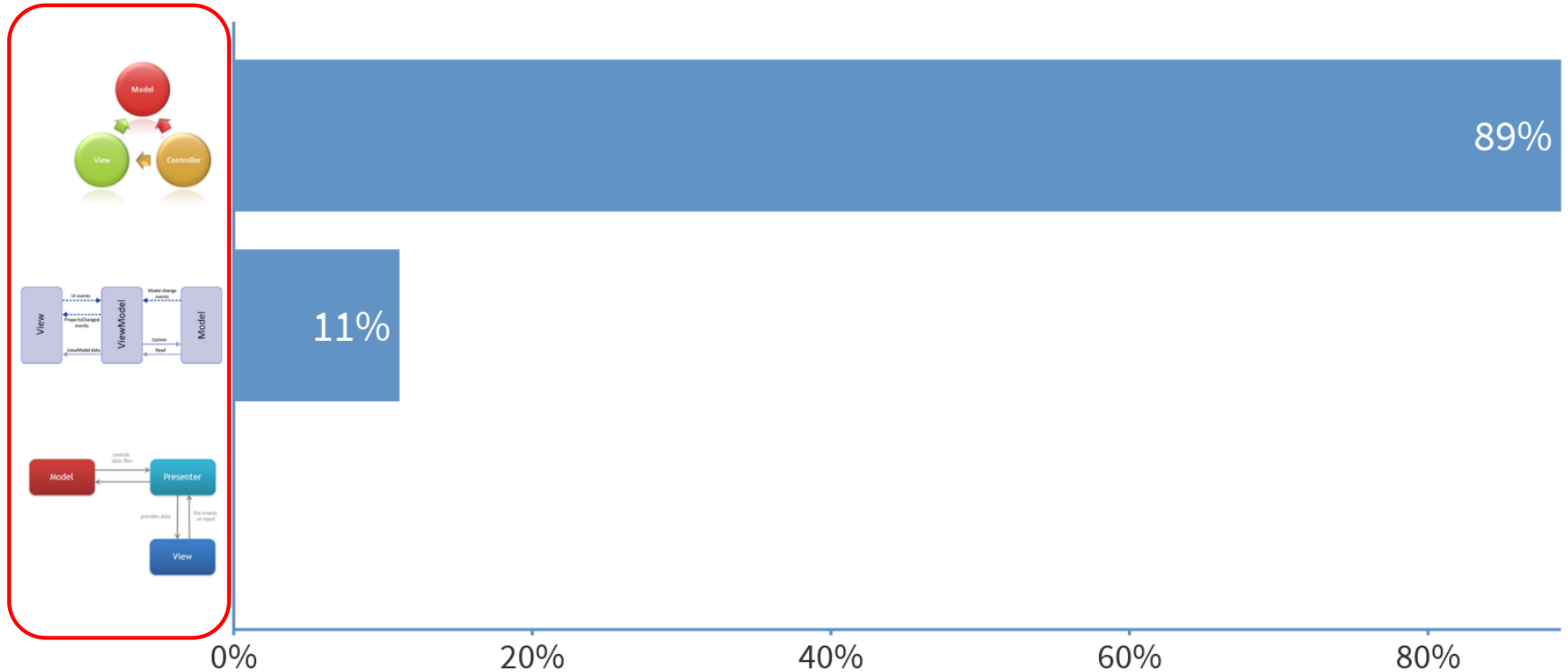
- No students requested assistance in poll creation
- No major glitches in poll administration
- Student Created Polls are more diversified in format than teachers
 - Multiple choice with images as answers
 - Braining Storming
- Administrative skills need improvements
- Polls are either memory recalls or request for opinions

Example of Student Created Polls

Which picture is the best practice of MVC?

📱 When poll is active, respond at PollEv.com/wangtattleung324

📱 Text **WANGTATTLEUNG324** to **6452 2795** once to join



Example of Student Created Polls

[Create](#)

[Import](#)

My polls

[Account polls](#)

[Examples](#)

Download the app

Use the app to embed polls in your slides.

Select your presentation software to start the download.

[PowerPoint](#)

[Keynote](#)

[Google Slides](#)

Results for: What do you think about Azure after our presentation? (Vote what you agree with)

Summary

How people responded	Count
Private Link to Poll	2
pollev.com/lamlauchiu044	16

Individual Responses

Change time zone

Response	Via	Screen name	Received at	Net votes	Up	Down	Trending score
productive	Private Link to Poll	User: Web_94481	April 20, 2018, 12:52 PM	0	0	0	0.00
really good la	Private Link to Poll	User: Web_94481	April 20, 2018, 12:50 PM	0	0	0	0.00
expensive	pollev.com/lamlauchiu044	rk	April 20, 2018, 12:49 PM	0	0	0	0.00
Legendary	pollev.com/lamlauchiu044	???	April 20, 2018, 12:49 PM	1	1	0	1.00
intelligence	pollev.com/lamlauchiu044	guest692	April 20, 2018, 12:49 PM	1	1	0	1.00
點玩嫁	pollev.com/lamlauchiu044	Student L.	April 20, 2018, 12:49 PM	1	1	0	144.08
cheap	pollev.com/lamlauchiu044	ghh	April 20, 2018, 12:49 PM	1	1	0	1.00
	pollev.com/lamlauchiu044		April 20,				

Results Options

[Download spreadsheet \(.CSV\)](#)

[Show participants and map](#)

Archived runs

Current run

Fri, Apr 20, 11:04:36 AM

[rename](#) [delete](#)

Views

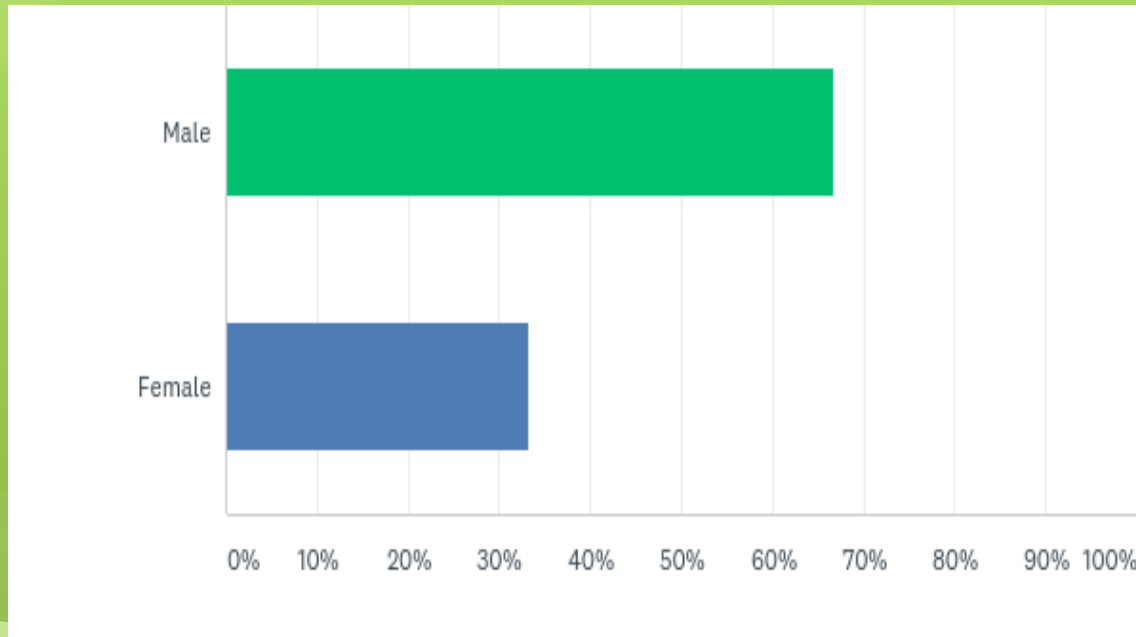
[Live poll](#)

[Response history](#)

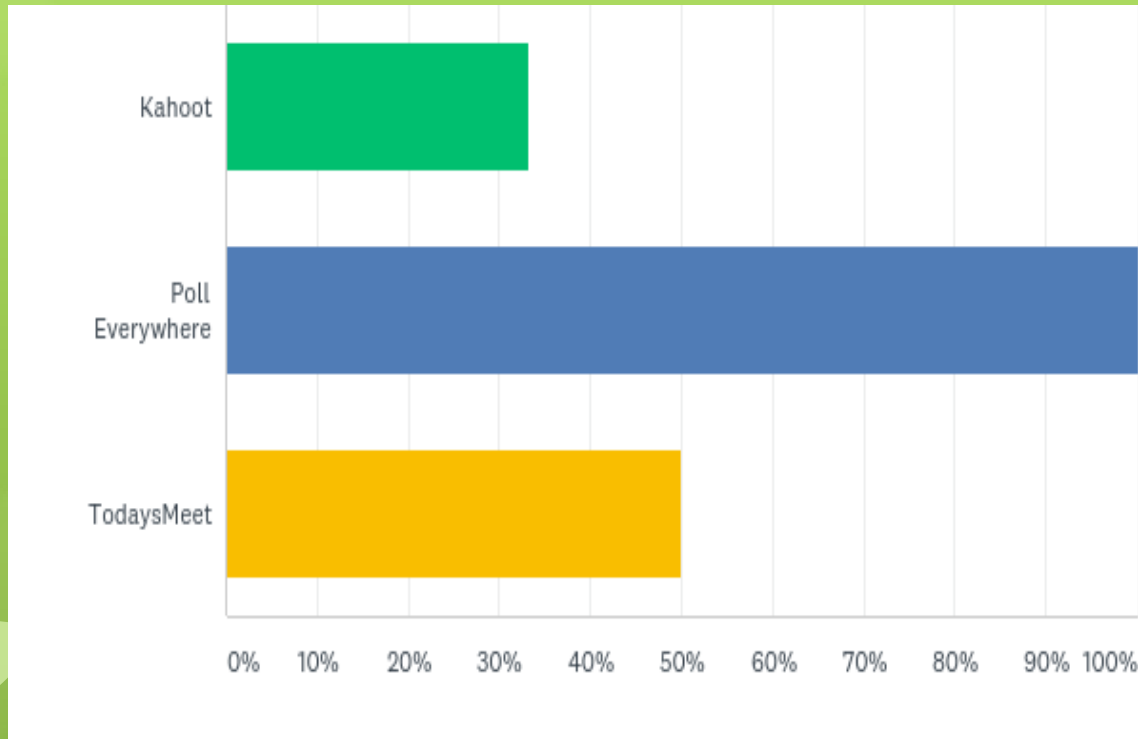
SPEED Student Survey (2017-18 Semester 2)

● Monday, May 14, 2018

Q1: What is your gender?



Q4: I have used the following SRS (select all that apply)



	STRONGLY DISAGREE	DISAGREE	NEUTRAL	AGREE	STRONGLY AGREE	TOTAL	WEIGHTED AVERAGE
I have the necessary skills for answering questions using SRS.	5.56% 1	0.00% 0	22.22% 4	38.89% 7	33.33% 6	18	3.94
I am confident in using SRS.	5.56% 1	0.00% 0	27.78% 5	44.44% 8	22.22% 4	18	3.78
Using SRS has important meaning as a student in higher education.	11.11% 2	0.00% 0	33.33% 6	50.00% 9	5.56% 1	18	3.39
It is good that other people know I have experience in using SRS.	11.11% 2	0.00% 0	50.00% 9	27.78% 5	11.11% 2	18	3.28

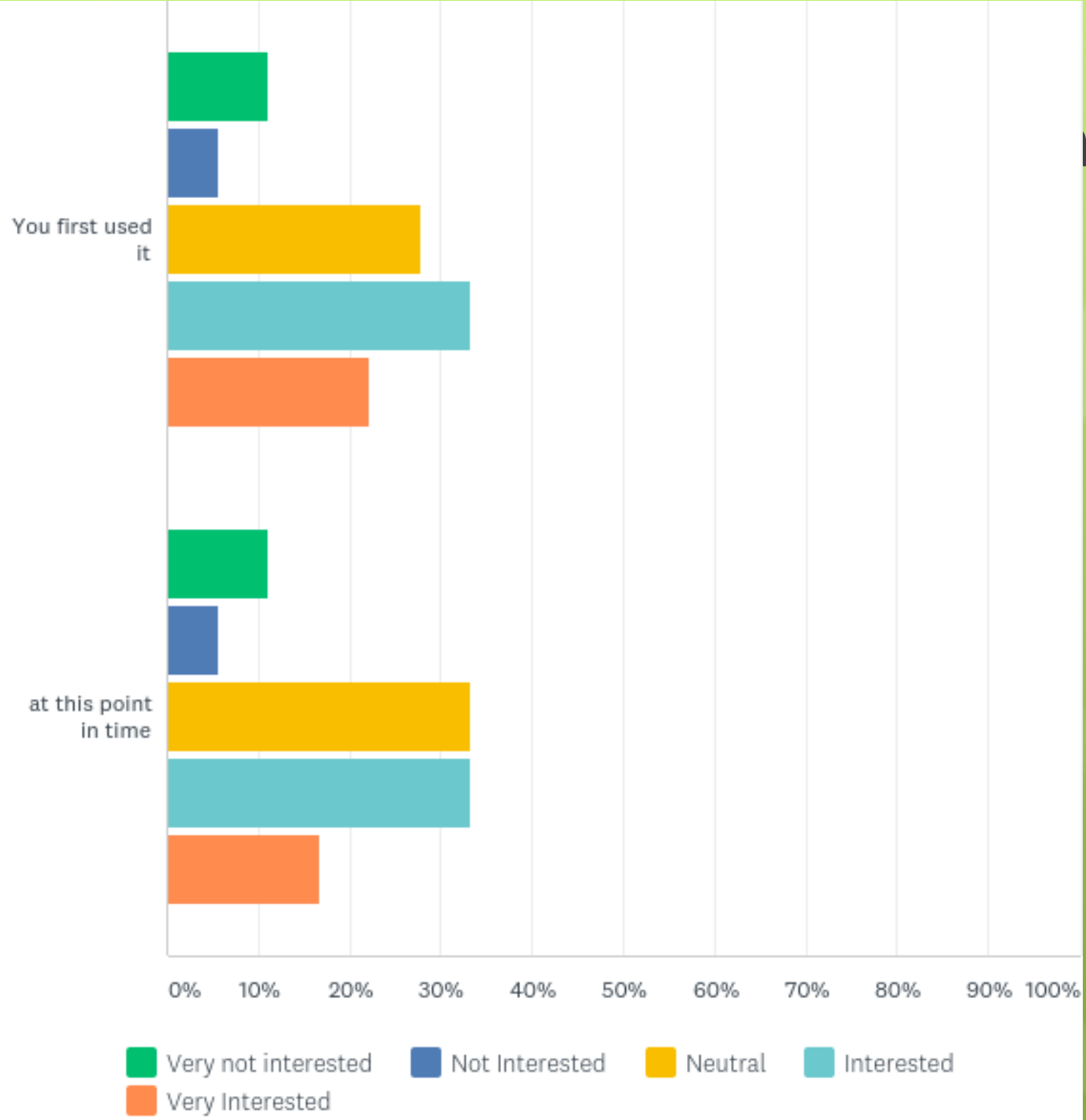
	STRONGLY DISAGREE	DISAGREE	NEUTRAL	AGREE	STRONGLY AGREE	TOTAL	WEIGHTED AVERAGE
It motivates me to learn more about the subject.	11.11% 2	5.56% 1	44.44% 8	27.78% 5	11.11% 2	18	3.22
It helps me understand the subject.	11.11% 2	0.00% 0	38.89% 7	38.89% 7	11.11% 2	18	3.39
It makes interaction with the teacher effective.	11.11% 2	0.00% 0	27.78% 5	38.89% 7	22.22% 4	18	3.61
It helps me think more deeply.	11.11% 2	0.00% 0	44.44% 8	27.78% 5	16.67% 3	18	3.39
The lecturer has used sufficient time to explain the results after voting.	11.11% 2	0.00% 0	22.22% 4	44.44% 8	22.22% 4	18	3.67

	STRONGLY DISAGREE	DISAGREE	NEUTRAL	AGREE	STRONGLY AGREE	TOTAL	WEIGHTED AVERAGE
Marks are given for using SRS.	11.11% 2	0.00% 0	33.33% 6	44.44% 8	11.11% 2	18	3.44
Besides MC questions, I like to answer open-ended questions.	11.11% 2	22.22% 4	33.33% 6	33.33% 6	0.00% 0	18	2.89
I will answer questions even when no marks are given.	22.22% 4	5.56% 1	38.89% 7	22.22% 4	11.11% 2	18	2.94
It is a good way to test my knowledge.	11.11% 2	0.00% 0	27.78% 5	44.44% 8	16.67% 3	18	3.56
It helps me confirm understandings or clarify misunderstandings.	11.11% 2	0.00% 0	33.33% 6	38.89% 7	16.67% 3	18	3.50
It leads to more discussions between students in the class.	11.11% 2	0.00% 0	44.44% 8	38.89% 7	5.56% 1	18	3.28

	STRONGLY DISAGREE	DISAGREE	NEUTRAL	AGREE	STRONGLY AGREE	TOTAL	WEIGHTED AVERAGE
I am willing to answer questions using SRS in future.	11.11% 2	0.00% 0	27.78% 5	50.00% 9	11.11% 2	18	3.50
I recommend keep using SRS.	11.11% 2	0.00% 0	27.78% 5	38.89% 7	22.22% 4	18	3.61
Studying through answering questions using SRS is a good idea.	11.11% 2	0.00% 0	33.33% 6	38.89% 7	16.67% 3	18	3.50
I like answering questions using SRS.	11.11% 2	0.00% 0	22.22% 4	44.44% 8	22.22% 4	18	3.67

	STRONGLY DISAGREE	DISAGREE	NEUTRAL	AGREE	STRONGLY AGREE	TOTAL	WEIGHTED AVERAGE
I like seeing what other students in the class selected for answers.	11.11% 2	0.00% 0	22.22% 4	50.00% 9	16.67% 3	18	3.61
It helps me to maintain my attention.	11.11% 2	0.00% 0	44.44% 8	33.33% 6	11.11% 2	18	3.33
It makes the lessons more interesting.	11.11% 2	0.00% 0	33.33% 6	38.89% 7	16.67% 3	18	3.50
It is easy to answer questions using SRS.	11.11% 2	0.00% 0	27.78% 5	38.89% 7	22.22% 4	18	3.61
Using SRS is not difficult.	11.11% 2	5.56% 1	27.78% 5	38.89% 7	16.67% 3	18	3.44
SRS does not cause distractions.	11.11% 2	11.11% 2	33.33% 6	33.33% 6	11.11% 2	18	3.22
After using SRS, I am not distracted by my mobile phone	11.11% 2	16.67% 3	38.89% 7	22.22% 4	11.11% 2	18	3.06

ig



Very not interested Not Interested Neutral Interested
Very Interested

Lessons learned

- Students are capable of operating SRS on their own.
- Students are more creative in designing polls.
- The teacher should help students to design good questions.
- The teacher indicate the role of student-led polls in the subject assessment.
- The wear-out effect is marginal.

Questions & Discussions